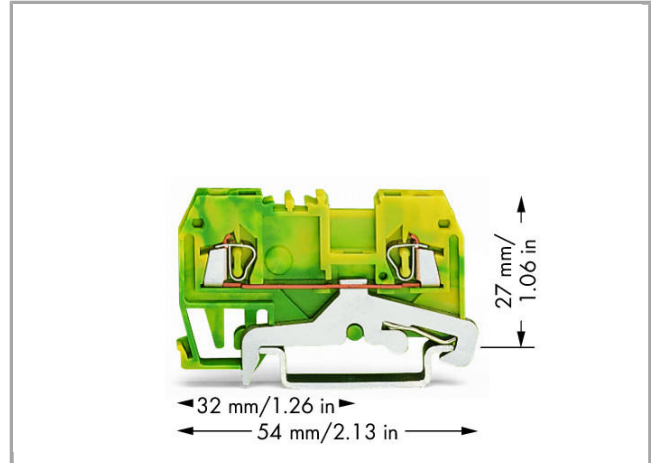


Data sheet | Item number: 279-907

2-conductor ground terminal block; 1.5 mm²; center marking; for DIN-rail 35 x 15 and 35 x 7.5; CAGE CLAMP®



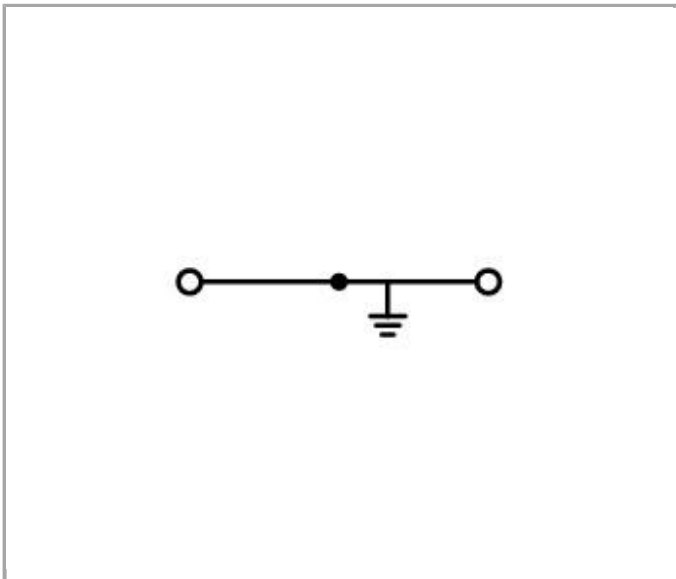
279-907



RoHS Compliant

[BOMcheck.net](https://www.bomcheck.net)

Color:



Data

Connection data

Connection technology

CAGE CLAMP®

Actuation type

Operating tool

Connectable conductor materials

Copper

Solid conductor	0.08 ... 1.5 mm ² / 28 ... 16 AWG
Fine-stranded conductor	0.08 ... 1.5 mm ² / 28 ... 16 AWG
Strip length	8 ... 9 mm / 0.31 ... 0.35 inch
Total number of connection points	2
Total number of potentials	1
Number of levels	1
Type of wiring	Front-entry wiring

Geometrical Data

Width	4 mm / 0.157 inch
Height from upper-edge of DIN-35 rail	27 mm / 1.063 inch
Depth	54 mm / 2.126 inch

Mechanical data

Design	horizontal
Type of mounting	DIN-35 rail
Marking level	Center marking

Material Data



Color	green-yellow
Insulating material	Polyamide 66 (PA 66)
Fire load	0.076 MJ
Weight	7.922 g

Commercial data





Country of origin	DE
GTIN	4045454084479
Customs Tariff No.	85369010000

Approvals / Certificates


Country specific Approvals

Logo	Approval	Additional Approval Text	Certificate name
	CCA DEKRA Certification B.V.	EN 60947	NTR NL-7081
	KEMA/KEUR DEKRA Certification B.V.	EN 60947	2160584.04

Ship Approvals



Logo	Approval	Additional Approval Text	Certificate name
	ABS American Bureau of Shipping	-	14- HG1293677- PDA
	BV Bureau Veritas S.A.	EN 60947	07436/E0 BV
	DNV GL Det Norske Veritas, Germanischer Lloyd	-	TAE00001V2
	LR Lloyds Register	EN 60947	91/20112 (E9)














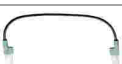





UL-Approvals

















Logo	Approval	Additional Approval Text	Certificate name
	UR Underwriters Laboratories Inc.	UL 1059	E45172

















Compatible products

















Carrier rail

	Item no.: 210-112 Steel carrier rail; 35 x 7.5 mm; 1 mm thick; 2 m long; slotted; according to EN 60715; "Hole width 25 mm	210-112
	Item no.: 210-113 Steel carrier rail; 35 x 7.5 mm; 1 mm thick; 2 m long; unslotted; according to EN 60715	210-113

	Item no.: 210-114 Steel carrier rail; 35 x 15 mm; 1.5 mm thick; 2 m long; unslotted; similar to EN 60715	210-114
	Item no.: 210-115 Steel carrier rail; 35 x 7.5 mm; 1 mm thick; 2 m long; slotted; according to EN 60715; "Hole width 18 mm	210-115
	Item no.: 210-118 Steel carrier rail; 35 x 15 mm; 2.3 mm thick; 2 m long; unslotted; according to EN 60715	210-118
	Item no.: 210-196 Aluminum carrier rail; 35 x 8.2 mm; 1.6 mm thick; 2 m long; unslotted; similar to EN 60715	210-196
	Item no.: 210-197 Steel carrier rail; 35 x 15 mm; 1.5 mm thick; 2 m long; slotted; similar to EN 60715	210-197
	Item no.: 210-198 Copper carrier rail; 35 x 15 mm; 2.3 mm thick; 2 m long; unslotted; according to EN 60715	210-198
	Item no.: 210-504 Steel carrier rail; 35 x 7.5 mm; 1 mm thick; 2 m long; slotted; galvanized; according to EN 60715	210-504
	Item no.: 210-505 Steel carrier rail; 35 x 7.5 mm; 1 mm thick; 2 m long; unslotted; galvanized; according to EN 60715	210-505
	Item no.: 210-506 Steel carrier rail; 35 x 15 mm; 1.5 mm thick; 2 m long; unslotted; galvanized; similar to EN 60715	210-506
	Item no.: 210-508 Steel carrier rail; 35 x 15 mm; 1.5 mm thick; 2 m long; slotted; galvanized; similar to EN 60715	210-508
Jumper		
	Item no.: 249-123 Push-in type wire jumper; insulated; wire length 180 mm; Conductor cross section 0.75 mm ²	249-123
	Item no.: 249-125 Push-in type wire jumper; insulated; wire length 60 mm; Conductor cross section 0.75 mm ²	249-125
	Item no.: 249-126 Push-in type wire jumper; insulated; wire length 110 mm; Conductor cross section 0.75 mm ²	249-126
	Item no.: 249-127 Push-in type wire jumper; insulated; wire length 250 mm; Conductor cross section 0.75 mm ²	249-127
	Item no.: 279-402 Adjacent jumper; insulated; Nominal current 15 A	279-402
	Item no.: 279-409 Alternate jumper; insulated; Nominal current 15 A	279-409
	Item no.: 279-422 Adjacent jumper; insulated; Nominal current 15 A	279-422
	Item no.: 279-482 Comb-style jumper bar; insulated; 2-way; IN = IN terminal block	279-482
	Item no.: 279-483 Comb-style jumper bar; insulated; 3-way; IN = IN terminal block	279-483

	Item no.: 279-490 Comb-style jumper bar; insulated; 10-way; IN = IN terminal block	279-490
	Item no.: 279-492 Alternate comb-style jumper bar; insulated; 2-way; IN = IN terminal block	279-492
assembling		
	Item no.: 209-106 Mounting carrier; for isolated mounting on DIN 35 rails	209-106
	Item no.: 709-153 Cover; Type 1; suitable for cover carrier, type 1; 1 m long	709-153
Marking accessories		
	Item no.: 2009-114 WMB-Inline; for Smart Printer; on reel; stretchable 4 - 4.2 mm; plain; snap-on type	2009-114
	Item no.: 2009-114/000-002 WMB-Inline; for Smart Printer; on reel; stretchable 4 - 4.2 mm; plain; snap-on type	2009-114 /000-002
	Item no.: 2009-114/000-005 WMB-Inline; for Smart Printer; on reel; stretchable 4 - 4.2 mm; plain; snap-on type	2009-114 /000-005
	Item no.: 2009-114/000-006 WMB-Inline; for Smart Printer; on reel; stretchable 4 - 4.2 mm; plain; snap-on type	2009-114 /000-006
	Item no.: 2009-114/000-007 WMB-Inline; for Smart Printer; on reel; stretchable 4 - 4.2 mm; plain; snap-on type	2009-114 /000-007
	Item no.: 2009-114/000-012 WMB-Inline; for Smart Printer; on reel; stretchable 4 - 4.2 mm; plain; snap-on type	2009-114 /000-012
	Item no.: 2009-114/000-023 WMB-Inline; for Smart Printer; on reel; stretchable 4 - 4.2 mm; plain; snap-on type	2009-114 /000-023
	Item no.: 2009-114/000-024 WMB-Inline; for Smart Printer; on reel; stretchable 4 - 4.2 mm; plain; snap-on type	2009-114 /000-024
	Item no.: 209-128 Adaptor	209-128
	Item no.: 209-140 Group marker carrier	209-140
	Item no.: 209-141 Group marker carrier	209-141
	Item no.: 209-142 Group marker carrier	209-142

	Item no.: 209-185 Adaptor	209-185
	Item no.: 793-4501 WMB marking card; as card; stretchable 4 - 4.2 mm; plain; snap-on type	793-4501
	Item no.: 793-4501/000-002 WMB marking card; as card; stretchable 4 - 4.2 mm; plain; snap-on type	793-4501 /000-002
	Item no.: 793-4501/000-005 WMB marking card; as card; stretchable 4 - 4.2 mm; plain; snap-on type	793-4501 /000-005
	Item no.: 793-4501/000-006 WMB marking card; as card; stretchable 4 - 4.2 mm; plain; snap-on type	793-4501 /000-006
	Item no.: 793-4501/000-007 WMB marking card; as card; stretchable 4 - 4.2 mm; plain; snap-on type	793-4501 /000-007
	Item no.: 793-4501/000-012 WMB marking card; as card; stretchable 4 - 4.2 mm; plain; snap-on type	793-4501 /000-012
	Item no.: 793-4501/000-014 WMB marking card; as card; stretchable 4 - 4.2 mm; plain; snap-on type	793-4501 /000-014
	Item no.: 793-4501/000-017 WMB marking card; as card; stretchable 4 - 4.2 mm; plain; snap-on type	793-4501 /000-017
	Item no.: 793-4501/000-023 WMB marking card; as card; stretchable 4 - 4.2 mm; plain; snap-on type	793-4501 /000-023
	Item no.: 793-4501/000-024 WMB marking card; as card; stretchable 4 - 4.2 mm; plain; snap-on type	793-4501 /000-024
tools		
	Item no.: 210-647 Operating tool with partially insulated shaft; Blade (2.5 x 0.4) mm; short	210-647
	Item no.: 210-648 Operating tool with partially insulated shaft; Blade (2.5 x 0.4) mm; short; angled	210-648
	Item no.: 210-719 Operating tool with partially insulated shaft; Type 1, blade (2.5 x 0.4) mm	210-719
End plate		
	Item no.: 279-325 End and intermediate plate; 2 mm thick	279-325
	Item no.: 279-326 Separator plate; 2 mm thick; oversized	279-326

	Item no.: 279-328 End and intermediate plate; 2 mm thick	279-328
	Item no.: 279-329 Separator plate; 2 mm thick; oversized	279-329
Protective Warning Marker		
	Item no.: 279-415 Protective warning marker; with high-voltage symbol, black; for 5 terminal blocks	279-415
Insulation stop		
	Item no.: 279-470 Insulation stop; 0.08 - 0.2 mm ² "s" (0.14 mm ² "f-st"); 5 pieces/strip	279-470
	Item no.: 279-471 Insulation stop; 0.25 mm ² ; 5 pieces/strip	279-471
ferrule		
	Item no.: 216-101 Ferrule; Sleeve for 0.5 mm ² / AWG 22; uninsulated; electro-tin plated	216-101
	Item no.: 216-102 Ferrule; Sleeve for 0.75 mm ² / AWG 20; uninsulated; electro-tin plated	216-102
	Item no.: 216-103 Ferrule; Sleeve for 1 mm ² / AWG 18; uninsulated; electro-tin plated	216-103
	Item no.: 216-201 Ferrule; Sleeve for 0.5 mm ² / 20 AWG; insulated; electro-tin plated	216-201
	Item no.: 216-202 Ferrule; Sleeve for 0.75 mm ² / 18 AWG; insulated; electro-tin plated	216-202
	Item no.: 216-203 Ferrule; Sleeve for 1 mm ² / AWG 18; insulated; electro-tin plated	216-203
	Item no.: 216-301 Ferrule; Sleeve for 0.25 mm ² / AWG 24; insulated; electro-tin plated	216-301
	Item no.: 216-302 Ferrule; Sleeve for 0.34 mm ² / 22 AWG; insulated; electro-tin plated	216-302
check		
	Item no.: 209-170 Test plug adapter; 8.3 mm wide; for 4 mm Ø test plugs; suitable for 1.5 mm ² - 10 mm ² tbs	209-170
General accessories		
	Item no.: 249-105 Group marker carrier	249-105
	Item no.: 280-404 Test plug adapter; 5 mm wide; for test plug 210-137 (2.3 mm Ø); suitable for 1.5 mm ² - 4 mm ² tbs	280-404

Downloads

Documentation

Bid Text



279-907

doc
24.1 kB

[Download](#)

CAD/CAE - Smart Data

CAD data

3D Download 279-907

[URL](#)

[Download](#)

Subject to changes.
